



550+ Employees



36+ Acres Land Area



14+ Acres Plant Building Area



60+ Years History

Sanfeng Environmental Tech Co., Ltd. specializes in zero liquid discharge and lithium stream treatment based on Evaporation and Crystallization solutions. Sanfeng Tech brings the start-of-art technology, deep project experience, and applied knowledge to industries, with more than 60 years of designing, engineering, fabrication, and project management to produce the evaporation and crystallization system including MVR system, MEE system, Freezing Separation, Drying system, Pretreatment, etc.

With our intimate understanding of the entire process of technology, we aim to be the partner for companies seeking a turnkey solution for their stream treatment needs.




Sanfeng Environmental Tech Co., Ltd.

© 15th Floor, Block C, Hanjie Tower, Zhongbei Road, Wuhan City P.C. 430061, Hubei Province, P.R. CHINA

☎ +86-(0)27-87110588

✉ sanfeng@sanfengtech.com

🌐 www.sanfengtech.com



SKID MOUNTED EVAPORATOR

## SOLUTION >>>

### MVR Concentration

- Evaporator
- Separator
- MVR steam compressor
- Pumps, valves and instruments
- Pipeline and frame structure
- PLC system



### MVR Crystallization

- Evaporator
- Separator
- MVR steam compressor
- Solid-liquid separation section
- Pumps, valves and instruments
- Pipeline and frame structure
- PLC system



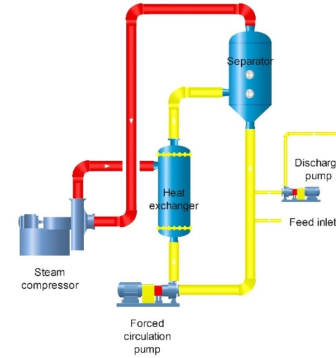
## APPLICATION >>>

- Lithium Stream
- Brine Stream
- Chemical Effluent
- Food Stream
- Landfill Leachate
- PCT Effluent
- Painting Effluent
- Printing Effluent

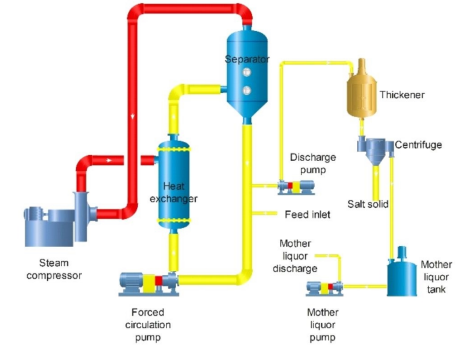


## PROCESS DIAGRAM >>>

MVR Evaporation Concentration  
Min Liquid Discharge



MVR Evaporation Crystallization  
Zero Liquid Discharge



## MODEL SPECIFICATION >>>

Model	Type	Capacity (Kg/h)	Energy Consumption (KW.h)	Dimension (L*W*H)	MOC
SMC-50	Concentration	500	80~130	5.0*2.5*3.0	TA2/2205/2507/316L
SMS-50	Crystallization	500	80~130	7.0*2.5*4.0	
SMC-100	Concentration	1000	80~130	6.0*2.5*3.0	TA2/2205/2507/316L
SMS-100	Crystallization	1000	80~130	7.5*2.5*4.0	
SMC-200	Concentration	2000	80~125	8.5*2.5*3.5	TA2/2205/2507/316L
SMS-200	Crystallization	2000	80~125	10.0*2.5*4.5	
SMC-300	Concentration	3000	77~122	11.0*2.5*4.0	TA2/2205/2507/316L
SMS-300	Crystallization	3000	77~122	12.5*2.5*5.5	

\* The parameter will be changed because of the different feed specifications

## OPTIONAL >>>

### Option Skid Unit

- ◆ Hardness removal unit
- ◆ Electrical steam generator unit
- ◆ Air compressor unit
- ◆ Cooling tower unit